

# BUILD, INSTALL, INSPIRE

## Buyer's Guidelines for 2016

### Comparing Apple-to-Apples

**1. Compare overhang and fascia widths.** You probably want to coordinate with your house, and our 2"x6" fascia does this well. It improves proportions, comes standard on our Signature Series barns, and is typically specified for Hudson Bay Custom.

**2. Compare wall heights.** Be sure they are the same in the models you are comparing.

**3. Compare construction.** Check the number of skids, the direction joists are installed, and the quality of materials used for siding, hinges, flooring and shingles.

Right: Skyline garage, *Inspire*, p 54



## Our barns include more for the price.

Here's what to look for:

- ✓ **Piano Hinge.** Six foot long, secure, smooth acting. Ours exclusively.
- ✓ **Dimensional Shingles.** Standard on Signature, available on New England.
- ✓ **Structure.** For example, metal truss plates, often extra or unavailable, are standard here.
- ✓ **Joists on Edge.** Floor joists are installed on edge for a strong, stable floor.
- ✓ **Treated ¾" SmartFloor** is standard, not an extra-cost option.
- ✓ **Shipping Included.** Our prices include shipping, so you see complete costs up front.
- ✓ **Special Features Included.** Check the details in this *Resource Guide* -- on many models, special features like lofts or steeper roof pitches are included, not priced separately.
- ✓ **2" x 6" Fascia.** The little Signature detail that makes a big difference.
- ✓ **20-Year Warranty for Signature and KidzSpace.** New England and Catskill have a 5-Year warranty. Every barn is also covered by LP Corp's 5/50-Year warranty.

### Please ask about pricing!

We are happy to help you make fair and accurate price comparisons, so feel free to bring in competitors' price sheets. The more you know, the better your buying decision will be.

Carrying material from truck to site is \$1 per foot beyond 50'. Some 12' wide models are slightly undersized for delivery. Factory-built models 16' wide and wider are shipped in two sections.

\* 14' Wide factory built models shipped to Pennsylvania or West Virginia incur an additional \$450 permit and escort fee.

### Contractor's License

West Virginia: WV024677  
Pennsylvania: PA082529



Find a lower price? We'll match it!  
Shop with confidence.  
See your dealer for details.



LITPRICESBOS/FBZ3R-116

Zone 3 Jan 16

# BUILD, INSTALL, INSPIRE

## 2016 Resource Guide

Built-on-Site and Factory-Built Manufacturer's List Price  
Zone 3 Shipping Included\*



## Is Good, Better or Best right for you?

**GOOD:** New England and Catskill models are better than some sell as their best.

**BETTER:** Signature models include many tempting models and options, all built to high standards. KidzSpace models are built to better standards as appropriate for playhouses.

**BEST:** Hudson Bay Custom offers everything!

**Easy to buy.** Our Signature Series Aurora and Skyline barns are the most popular models, and the most popular options are windows, large doors, lofts, workbenches and upgrades in paints or stains. Our free design assistance helps you choose options and finishes that add value.

**Easy to afford.** Ask about sales and specials, check our Low Price Guarantee, consider Rent-to-Own and/or dealer financing, and compare to renting storage space.

Our Good, Better and Best barns have slightly different building standards for different budgets and needs. See the chart on page 67 in *Inspire* magazine.

Above: Mystic, *Inspire*, p 16.  
Top-bottom: Hartford, *Inspire*, p 19, Clubhouse,  
p 48, Skyline, p 29, HBCustom, p 60.





How to choose factory-built vs. built-on-site. HINT: It's not a question of price; most barns come either way at the same price.


1. Factory-built barns are usually delivered more quickly.

2. Painting is included in the price of a factory-built barn. Built-on-site barns come primed with painting available at a modest extra charge.

3. Rent-to-Own financing is available only with factory-built barns.
4. To install a factory-built barn, our truck must reach your site, so talk with your dealer about site accessibility.

5. Some larger sizes are available only when built on site.

NEW ENGLAND MODELS PRACTICAL, AFFORDABLE, WELL DESIGNED & SOLIDLY BUILT


GOOD BOSTON   NEW ENGLAND												Inspire, p 18. 4' side walls. End entry.			
FACTORY-BUILT															
	painted		add for		painted		add for		painted		add for		painted		add for
	WxL	SmartSide	vinyl	RTO	WxL	SmartSide	vinyl	RTO	WxL	SmartSide	vinyl	RTO	WxL	SmartSide	vinyl
	6x6	\$1,405	\$521	\$65	8x12	\$2,312	\$672	\$107	10x16	\$3,129	\$938	\$145	12x16	\$3,819	\$1,086
	6x8	\$1,578	\$557	\$73	8x14	\$2,522	\$715	\$117	10x18	\$3,405	\$1,022	\$158	12x20	\$4,295	\$1,266
	6x10	\$1,808	\$594	\$84	10x10	\$2,356	\$685	\$109	10x20	\$3,653	\$1,105	\$169	12x24	\$4,881	\$1,372
	8x8	\$1,867	\$599	\$87	10x12	\$2,605	\$768	\$121	12x12	\$3,109	\$910	\$144			
	8x10	\$2,108	\$637	\$98	10x14	\$2,883	\$841	\$134	12x14	\$3,465	\$996	\$161			
BUILT-ON-SITE															
	primed		add for		primed		add for		primed		add for		primed		add for
	WxL	SmartSide	vinyl		WxL	SmartSide	vinyl		WxL	SmartSide	vinyl		WxL	SmartSide	vinyl
	8x8	\$1,867	\$599		10x10	\$2,356	\$685		10x18	\$3,405	\$1,022		12x16	\$3,819	\$1,086
	8x10	\$2,108	\$637		10x12	\$2,605	\$768		10x20	\$3,653	\$1,105		12x20	\$4,295	\$1,266
	8x12	\$2,312	\$672		10x14	\$2,883	\$841		12x12	\$3,109	\$910		12x24	\$4,881	\$1,372
	8x14	\$2,522	\$715		10x16	\$3,129	\$938		12x14	\$3,465	\$996				

GOOD DELAWARE   NEW ENGLAND												Inspire, p 18. 5'6" and 6'6" side walls. Side entry.		SALTBOX	
FACTORY-BUILT															
	painted		add for		painted		add for		painted		add for		painted		add for
	WxL	SmartSide	vinyl	RTO	WxL	SmartSide	vinyl	RTO	WxL	SmartSide	vinyl	RTO	WxL	SmartSide	vinyl
	6x6	\$1,517	\$569	\$70	8x12	\$2,429	\$704	\$113	10x16	\$3,306	\$918	\$153	12x16	\$4,073	\$965
	6x8	\$1,699	\$604	\$79	8x14	\$2,666	\$732	\$124	10x18	\$3,621	\$939	\$168	12x20	\$4,666	\$990
	6x10	\$1,936	\$665	\$90	10x10	\$2,504	\$865	\$116	10x20	\$3,862	\$962	\$179	12x24	\$5,261	\$1,013
	8x8	\$1,922	\$651	\$89	10x12	\$2,748	\$882	\$127	12x12	\$3,274	\$941	\$152			
	8x10	\$2,166	\$686	\$100	10x14	\$3,063	\$905	\$142	12x14	\$3,672	\$957	\$170			
BUILT-ON-SITE															
	primed		add for		primed		add for		primed		add for		primed		add for
	WxL	SmartSide	vinyl		WxL	SmartSide	vinyl		WxL	SmartSide	vinyl		WxL	SmartSide	vinyl
	8x8	\$1,922	\$651		10x10	\$2,504	\$865		10x18	\$3,621	\$939		12x16	\$4,073	\$965
	8x10	\$2,166	\$686		10x12	\$2,748	\$882		10x20	\$3,862	\$962		12x20	\$4,666	\$990
	8x12	\$2,429	\$704		10x14	\$3,063	\$905		12x12	\$3,274	\$941		12x24	\$5,261	\$1,013
	8x14	\$2,666	\$732		10x16	\$3,306	\$918		12x14	\$3,672	\$957				

GOOD HANOVER   NEW ENGLAND												Inspire, p 13. 6'6" side walls. Side and/or end entry.		<div>7/12 GABLE</div>	
FACTORY-BUILT															
WxL	SmartSide	add for painted vinyl	RTO	WxL	SmartSide	add for painted vinyl	RTO	WxL	SmartSide	add for painted vinyl	RTO	WxL	SmartSide	add for painted vinyl	
6x6	\$1,690	\$688	\$78	8x14	\$3,040	\$848	\$141	10x20	\$4,377	\$1,083	\$203	12x28	\$6,405	\$1,199	
6x8	\$1,938	\$719	\$90	10x10	\$2,846	\$975	\$132	12x12	\$3,707	\$1,060	\$172	12x30	\$6,734	\$1,241	
6x10	\$2,228	\$784	\$103	10x12	\$3,151	\$1,000	\$146	12x14	\$4,041	\$1,076	\$187				
8x8	\$2,244	\$768	\$104	10x14	\$3,438	\$1,022	\$160	12x16	\$4,312	\$1,085	\$200				
8x10	\$2,487	\$803	\$115	10x16	\$3,707	\$1,034	\$172	12x20	\$5,047	\$1,115					
8x12	\$2,741	\$823	\$127	10x18	\$4,062	\$1,059	\$188	12x24	\$5,729	\$1,169					
BUILT-ON-SITE															
WxL	SmartSide	add for primed vinyl		WxL	SmartSide	add for primed vinyl		WxL	SmartSide	add for primed vinyl		WxL	SmartSide	add for primed vinyl	
8x8	\$2,244	\$768		10x12	\$3,151	\$1,000		12x12	\$3,707	\$1,060		12x28	\$6,405	\$1,199	
8x10	\$2,487	\$803		10x14	\$3,438	\$1,022		12x14	\$4,041	\$1,076		12x30	\$6,734	\$1,241	
8x12	\$2,741	\$823		10x16	\$3,707	\$1,034		12x16	\$4,312	\$1,085					
8x14	\$3,040	\$848		10x18	\$4,062	\$1,059		12x20	\$5,047	\$1,115					
10x10	\$2,846	\$975		10x20	\$4,377	\$1,083		12x24	\$5,729	\$1,169					

PAINT AND STAIN OPTIONS

Paint and stain sample chips are shown on page 62 of Inspire magazine. See your dealer for actual chips.



**The Standard Paint Scheme**  
Many people like a barn painted as shown. Popular variations include using an accent paint for the window boxes (M) and shutters (L).

**Two Colors are Standard**  
One color for base and one for trim & accents are applied as shown. Extra colors are available.

**Many Possibilities**  
You can paint your barn to match your house, but outbuildings are a chance to be creative. Try one of the many pleasing paint schemes shown in Inspire or invent your own!



**BASE PAINT OR STAIN, APPLIED** Our factory-applied finishes are baked on for superior adhesion.

APPLICATION FEE. Standard, Premium, Brights and Wilderness are for SmartSide & SmartLap. Trail stain is for Pine Cove only.						
A	Siding	Standard	Premium	Bright	Wilderness	Trail
	Factory Built, per sq ft	NC	\$0.56	\$1.11	\$0.50	\$3.33
	Built-on-Site, per sq ft	\$3.89	\$4.44	\$5.00	\$4.00	NA
Use the same paint as the siding at no charge. For any other color, the following charges apply.						
B	Corner boards, per barn	NC	NC	\$33	NC	\$33
C	Fascia, per barn	\$50	\$50	\$72	\$50	\$72
D	Soffit, per barn	\$150	\$150	\$167	\$150	NA
E	Gable ends (splice and above)	\$150	\$150	\$183	\$150	NA

**TRIM AND ACCENT FINISHES, APPLIED** Our factory-applied finishes are baked on for superior adhesion.

APPLICATION FEE					
		Standard	Premium	Bright	Wilderness Trail
F	Door panels, per panel	NC	\$24	\$37	\$24 \$44
G	Corbels, per barn	NC	NC	\$11	NC \$22
H	Door trim, per door	NC	NC	\$11	NC \$22
I	Trim around doors (on barn), per door	NC	NC	\$11	NC \$22
J	Wood vents, each	NC	NC	\$11	NC \$22
K	Window trim, per window	NC	NC	\$11	NC \$22
L	Wood shutters, per pair	NC	NC	\$17	NC \$33
M	Wood flower boxes, each	NC	NC	\$17	NC \$33
N	Cupola	NC	NC	\$17	NC \$33
	Awning (not shown)	NC	NC	NA	NC \$33
	Wood Windows (not shown)	\$13	\$20	\$28	\$20 \$39

Factory-built porch deck and posts come with a clear finish. Built-on-site porch deck and posts are unfinished.

PAINT OR STAIN IN THE CAN

For homeowner application	
Acrylic Latex Paint for SmartSide or SmartLap, per gallon	\$27
Wilderness Stain for SmartSide or SmartLap, per gallon	\$67
Trail Stain for pine siding, per gallon	\$90
Trail Clear Coat for pine siding, per gallon	\$90

USING MORE THAN TWO COLORS

Two colors are included as standard with painted barns.	
Each extra paint color	\$56

FREE TOUCH-UP PAINT WITH BUILT-ON-SITE BARNs

Please expect to do touch-ups after built-on-site installation.

OPTIONS | ALL SERIES, MOST MODELS

ROOFING OPTIONS

8/12 ROOF PITCH	
Lexington & Brookside only, per sq ft	\$2

RADIANT BARRIER ROOF SHEATHING	
Installs in place of OSB roof sheathing, per sq ft	\$1

STEEL ROOFS Not available on Ontario, Scioto or Windsor	
Per sq ft, 29 gauge	\$3

REVERSE GABLE DORMER	
Decorative only, not open to inside. Available on Skyline. SmartSide, SmartLap, pine or vinyl. Includes vent.	\$344

SMARTSIDE SOFFIT ON GABLE ENDS	
Per linear ft of gable ends	\$16

CORBELS Signature gable models, not available in vinyl.	
Solid cedar, per barn	\$178

36" EAVE OVERHANG

Available, all sizes built-on-site and 8' wide factory-built Aurora & Skyline. For Aurora, Skyline or Ontario. Per linear ft	\$20
--	------

ARCHED TIMBER BRACES

24" Knee Braces for square posts(NA w/Brookside), per barn	\$100
36" Heavy Duty Brace for 36" overhang, per brace	\$202

CUPOLAS

Topping it off in style!	
Medium, 17"x17", treated wood	\$126
Large, 22"x22", treated wood	\$170
Cedar coppertop, 24"x24", glass with grills	\$750
Cedar coppertop, 24"x24", louvered	\$750
Finial for coppertop cupolas	\$178

WEATHERVANES

For treated wood cupolas	
Carriage, Horse, Rooster, Eagle or Sailboat	\$49

FLOORING OPTIONS

PLANK FLOORING 2x8 treated tongue & groove *Not covered under warranty	
Signature Series, not including porch, per sq ft	\$0.67
New England Series, per sq ft	\$1.33

3/4" TREATED PLYWOOD in New England models (includes treated joists)	
Per sq ft	\$0.67

EXTRA 4"x4" RUNNERS	
Per ft	\$1.50

ANCHORS	
Set of 4	\$104

VENT OPTIONS

RIDGE VENT	
Continuous shingle vent, per ft	\$4

WOOD VENTS	
Small wood vent (an upgrade vs. metal in New England), each	\$61
Large wood vent (small is standard in Signature), each	\$94

AWNINGS

For Signature barns. For doors or windows.	
Cedar lattice awning	\$522

HAND-PEELED PORCH POSTS

A great look for rustic settings	
Rough-cut round cedar posts, each	\$87

Consider adding lofts, shelves and a workbench. You will be glad you did!

LOFTS & SHELVES. 7/16" OSB

For gambrel and gable models. For every 24" of loft depth, one bottom cord is eliminated (if applicable).	
24" deep loft sections (up to 16' wide). Installed at top of wall.	\$36
24" deep loft sections (more than 16' wide). Installed at top of wall.	\$98
16" Shelf. Installed below loft at 18", 34" or 54" (floor to top of shelf)	\$29
Be sure and check window and door clearances.	


PLANT SHELVES, exterior only, see p 38 in <i>Inspire</i>	
5/4" treated, set of 2: 16" and 22"	\$420

WORKBENCHES WITH BACKSPLASH

3/4" SmartFloor with smoothly rounded front edge. 24" deep by width of barn.	
34" high, each	\$61



- Lofts, shelves, workbenches and the difference.**
- Lofts and shelves come with OSB. Workbenches come with a SmartFloor top and backsplash.
  - Lofts are only available installed at the top of the wall and shelves below.
  - Workbenches are sized to fit below windows but are big enough to work on.
  - Sometimes the installation crew will need to make minor adjustments so that everything fits.




**LP, the barn materials specialist**


LP's SmartGuard gives siding, trim and flooring effective embedded protection against moisture, fungus and termites.

Want more construction details? See pages 61-67 of *Inspire* magazine.


Some standards vary for New England, Signature and KidzSpace. The Standards chart on page 67 details any variations.


GOOD HARTFORD   NEW ENGLAND												4/12 GABLE
<i>Inspire</i> , pp 15, 19. 6'6" side walls. Side and/or end entry.												
FACTORY-BUILT 14'W and wider barns have joists 12" on center.												
WxL	SmartSide	add for vinyl	RTO	WxL	SmartSide	add for vinyl	RTO	WxL	SmartSide	add for vinyl	WxL	SmartSide
6x6	\$1,517	\$569	\$70	10x20	\$3,862	\$962	\$179	14x32*	\$8,306	\$1,417	20x32	\$11,935
6x8	\$1,699	\$604	\$79	12x12	\$3,274	\$941	\$152	14x36*	\$9,067	\$1,474	20x36	\$13,116
6x10	\$1,936	\$665	\$90	12x14	\$3,672	\$957	\$170	14x40*	\$9,741	\$1,520	20x40	\$14,229
8x8	\$1,922	\$651	\$89	12x16	\$4,073	\$965	\$189	16x20	\$7,509		24x20	\$9,627
8x10	\$2,166	\$686	\$100	12x20	\$4,666	\$990		16x24	\$8,514		24x24	\$10,758
8x12	\$2,429	\$704	\$113	12x24	\$5,261	\$1,013		16x28	\$9,521		24x28	\$12,004
8x14	\$2,666	\$732	\$124	12x28	\$5,858	\$1,047		16x32	\$10,552		24x32	\$13,144
10x10	\$2,504	\$865	\$116	12x30	\$6,156	\$1,079		16x36	\$11,541		24x36	\$14,376
10x12	\$2,748	\$882	\$127	14x16*	\$5,535	\$997		16x40	\$12,518		24x40	\$15,626
10x14	\$3,063	\$905	\$142	14x20*	\$6,259	\$1,092		20x20	\$8,550			
10x16	\$3,306	\$918	\$153	14x24*	\$6,922	\$1,217		20x24	\$9,643			
10x18	\$3,621	\$939	\$168	14x28*	\$7,633	\$1,318		20x28	\$10,855			

BUILT-ON-SITE															
	primed	add for		primed	add for		primed	add for		primed	add for		primed	add for	
	WxL	SmartSide	vinyl	WxL	SmartSide	vinyl	WxL	SmartSide	vinyl	WxL	SmartSide	vinyl	WxL	SmartSide	vinyl
	8x8	\$1,922	\$651	10x10	\$2,504	\$865	10x18	\$3,621	\$939	12x16	\$4,073	\$965	12x30	\$6,156	\$1,079
	8x10	\$2,166	\$686	10x12	\$2,748	\$882	10x20	\$3,862	\$962	12x20	\$4,666	\$990			
	8x12	\$2,429	\$704	10x14	\$3,063	\$905	12x12	\$3,274	\$941	12x24	\$5,261	\$1,013			
	8x14	\$2,666	\$732	10x16	\$3,306	\$918	12x14	\$3,672	\$957	12x28	\$5,858	\$1,047			


GOOD MYSTIC   NEW ENGLAND												Inspire, pp 16-17. 6'6" side walls. Side and/or end entry.			
FACTORY-BUILT 14'W barns have joists 12" on center.															
painted		add for		painted		add for		painted		add for		painted		add for	
WxL	SmartSide	vinyl	RTO	WxL	SmartSide	vinyl	RTO	WxL	SmartSide	vinyl		WxL	SmartSide	vinyl	
10x10	\$2,670	\$1,059	\$124	10x20	\$4,144	\$1,208	\$192	12x24	\$5,738	\$1,219		14x24*	\$7,329		\$1,435
10x12	\$2,933	\$1,090	\$136	12x12	\$3,432	\$1,151	\$159	12x28	\$6,454	\$1,250		14x28*	\$8,149		\$1,527
10x14	\$3,192	\$1,111	\$148	12x14	\$3,893	\$1,165	\$181	12x30	\$6,815	\$1,273		14x32*	\$8,903		\$1,612
10x16	\$3,536	\$1,158	\$164	12x16	\$4,355	\$1,177	\$202	14x16*	\$5,720	\$1,221		14x36*	\$9,669		\$1,691
10x18	\$3,858	\$1,184	\$179	12x20	\$5,017	\$1,197		14x20*	\$6,536	\$1,305		14x40*	\$10,401		\$1,788
BUILT-ON-SITE															
primed		add for		primed		add for		primed		add for		primed		add for	
WxL	SmartSide	vinyl		WxL	SmartSide	vinyl		WxL	SmartSide	vinyl		WxL	SmartSide	vinyl	
10x10	\$2,670	\$1,059		10x16	\$3,536	\$1,158		12x12	\$3,432	\$1,151		12x20	\$5,017	\$1,197	
10x12	\$2,933	\$1,090		10x18	\$3,858	\$1,184		12x14	\$3,893	\$1,165		12x24	\$5,738	\$1,219	
10x14	\$3,192	\$1,111		10x20	\$4,144	\$1,208		12x16	\$4,355	\$1,177		12x28	\$6,454	\$1,250	

KIDZSPACE SOUNDLY BUILT, VIRTUALLY CAREFREE, LOVABLE PLAYHOUSES

BETTER CASTLE   KIDZSPACE												SALTBOX
<i>Inspire</i> , p 49. 4' and 6'6" side walls.												
FACTORY-BUILT Adult door on right, loft with ladder. Four 14"x21" windows. Optional decks come with fancy white railings.												
SmartSide, painted	WxL	8x8	\$3,215	WxL	8x10	\$3,544	OPTIONS	3'x8' deck	\$442	3'x10' deck	\$469	


BETTER CLUBHOUSE   KIDZSPACE												10/12 PORCH
<i>Inspire</i> , p 48. 4' side walls												
FACTORY-BUILT Adult door in back, loft with ladder. Dimensions include a 8'x4' treated porch deck, railing painted as trim. Five 14"x21" windows, one octagon window.												
				Smartside, painted	WxL	8x12	\$3,869					

BETTER STORYBOOK   KIDZSPACE												10/12 GABLE
<i>Inspire</i> , p 49. 4' side walls.												
FACTORY-BUILT 14"x21" window.												
SmartSide, painted	WxL	4x6	\$1,308	WxL	6x6	\$1,597	WxL	6x8	\$1,761			

BETTER VICTORIAN   KIDZSPACE												10/12 GABLE
<i>Inspire</i> , p 47. 4' side walls. Adult door on right.												
FACTORY-BUILT Adult door on right, two 14"x21" windows, loft with ladder. Optional decks have fancy white railings. Standard colors + Princess Pink.												
SmartSide, painted	WxL	8x8	\$2,580	WxL	8x10	\$2,813	OPTIONS	3'x8' deck	\$442	3'x10' deck	\$469	





BETTER WINDSOR   SIGNATURE										Inspire, p 34. 4' side walls. End entry.			
FACTORY-BUILT 2"x10" top plate. 10' wide Windsors have a 2' loft with 2"x4" joists.													
painted		add for	add for pine		painted		add for	add for pine		painted		add for	
WxL	SmartSide	vinyl	cove or lap	RTO	WxL	SmartSide	vinyl	cove or lap	RTO	WxL	SmartSide	vinyl	
8x8	\$2,226	\$599	\$599	\$103	10x10	\$2,802	\$685	\$685	\$130	10x18	\$4,110	\$1,022	
8x10	\$2,465	\$637	\$637	\$114	10x12	\$3,110	\$768	\$768	\$144	10x20	\$4,422	\$1,105	
8x12	\$2,734	\$672	\$672	\$127	10x14	\$3,428	\$841	\$841	\$159				
8x14	\$2,992	\$715	\$715	\$139	10x16	\$3,737	\$938	\$938					
BUILT-ON-SITE													
primed		add for	add for pine		primed		add for	add for pine		primed		add for	
WxL	SmartSide	vinyl	cove or lap		WxL	SmartSide	vinyl	cove or lap		WxL	SmartSide	vinyl	
8x8	\$2,226	\$599	\$599		10x10	\$2,802	\$685	\$685		10x18	\$4,110	\$1,022	
8x10	\$2,465	\$637	\$637		10x12	\$3,110	\$768	\$768		10x20	\$4,422	\$1,105	
8x12	\$2,734	\$672	\$672		10x14	\$3,428	\$841	\$841					
8x14	\$2,992	\$715	\$715		10x16	\$3,737	\$938	\$938					



Look at all that comes standard! You get more when you buy a barn here!

FLOOR JOIST ON EDGE

Joists on edge make a floor stronger and more stable.

SIX-FOOT PIANO HINGE

The best barn hinge, it improves security and operation.

KEYED LATCHES

Lock it up! It's easy and secure.

6" FASCIA

Matches your home and looks better, too.

HUDSON BAY CUSTOM



CUSTOMIZED SIGNATURE, HBC MODELS & CUSTOM DESIGNS

We build Hudson Bay Custom (HBC) models as pictured, customized versions of these and of Signature models and completely custom designs. Please ask...we will be happy to advise you about which way is best for your purpose and least costly.

BEST ASPEN CUSTOM | HBC

Left. 7' side walls, side and/or end entry. 3' overhang, arched timber braces, exposed rafters, corbels.

7/12 GABLE



SINGLE POINT



BEST CORTLAND CUSTOM | HBC

Inspire, p 51. 7' side walls, single or multiple entries. Exposed rafters.

SHED



BEST DANA CUSTOM | HBC

Left. 8' and 6'6" side walls. Side entry.

5/12 GABLE



BEST GENEVA CUSTOM | HBC

Inspire, p 53. 7' side walls, side and/or end entry. Exposed rafters, corbels.

SINGLE POINT



BEST MARCO CUSTOM | HBC

Inspire, p 53. 6'6" side walls, 5 sides. Exposed rafters.

8/12 GABLE



BEST MONTREAL CUSTOM | HBC

Inspire, p 52. 7' side walls, side and/or end entry. Exposed rafters, corbels. Functional reverse gable, open to the inside.


SALTBOX




BEST OLYMPIA CUSTOM | HBC

Left. 7' and 6' side walls, side entry. Exposed rafters, corbels.


BETTER HAMPTON   SIGNATURE										Inspire, p 43. 6'6" side walls. Side and/or end entry.										8/12 HIP
BUILT-ON-SITE																				
primed		add for		add for pine		primed		add for		add for pine		primed		add for						
WxL	SmartSide	vinyl	cove or lap	WxL	SmartSide	vinyl	cove or lap	WxL	SmartSide	vinyl	cove or lap	WxL	SmartSide	vinyl	cove or lap					
8x10	\$3,177	\$517	\$517	12x16	\$5,771	\$715	\$715	16x20	\$8,579	\$906										
8x12	\$3,476	\$573	\$573	12x20	\$6,735	\$781		16x24	\$9,665	\$917										
10x12	\$4,021	\$633	\$633	14x16	\$6,623	\$805	\$805	16x28	\$10,845	\$941										
10x14	\$4,424	\$648	\$648	14x20	\$7,703	\$871		16x32	\$12,015	\$1,027										
10x16	\$4,821	\$680	\$680	14x24	\$8,708	\$909														
10x20	\$5,565	\$832		14x28	\$9,743	\$918														

BETTER					HORIZON   SIGNATURE					Inspire, p 2 or 68. 6'6" side walls. Side and/or end entry.						
FACTORY-BUILT Dimensions include 4' deep porch with 6"x6" posts and 5/4" treated deck. Cathedral ceiling.																
4' front & 2' back loft in 8', 10' & 12' widths. Two 4' lofts in 14', 16' & 20' wide barns. 12' wide factory-built barns have a 7/12 roof pitch.																
WxL	primed SmartSide	add for vinyl	add for pine cove or lap	RTO	WxL	primed SmartSide	add for vinyl	add for pine cove or lap	WxL	primed SmartSide	add for vinyl	add for pine cove or lap				
8x12	\$3,463	\$784	\$784	\$161	10x16	\$4,811	\$1,018	\$1,018	12x16	\$5,838	\$1,070	\$1,070				
8x14	\$3,776	\$822	\$822	\$175	10x18	\$5,251	\$1,060	\$1,060	12x20	\$6,860	\$1,109	\$1,109				
8x16	\$4,149	\$875	\$875		10x20	\$5,622	\$1,098	\$1,098	12x24	\$7,884	\$1,148					
10x14	\$4,379	\$983	\$983		10x24	\$6,329	\$1,134									
BUILT-ON-SITE Dimensions include 4' deep porch with 6"x6" posts and 5/4" treated deck. Cathedral ceiling.																
4' front & 2' back loft in 8', 10' & 12' widths. Two 4' lofts in 14', 16' & 20' wide barns.																
WxL	primed SmartSide	add for vinyl	add for pine cove or lap		WxL	primed SmartSide	add for vinyl	add for pine cove or lap	WxL	primed SmartSide	add for vinyl					
8x12	\$3,463	\$784	\$784		10x24	\$6,329	\$1,134		14x32	\$11,036	\$1,466					
8x14	\$3,776	\$822	\$822		12x16	\$5,838	\$1,070	\$1,070	16x24	\$10,049	\$1,358					
8x16	\$4,149	\$875	\$875		12x20	\$6,860	\$1,109	\$1,109	16x28	\$11,308	\$1,474					
10x14	\$4,379	\$983	\$983		12x24	\$7,884	\$1,148		16x32	\$12,627	\$1,590					
10x16	\$4,811	\$1,018	\$1,018		14x20	\$7,962	\$1,159	\$1,159	16x36	\$13,916	\$1,704					
10x18	\$5,251	\$1,060	\$1,060		14x24	\$8,915	\$1,254		20x28	\$14,813	\$1,600					
10x20	\$5,622	\$1,098	\$1,098		14x28	\$10,010	\$1,363									

BETTER		LEXINGTON   SIGNATURE				Inspire, pp 38, 40-41. 6'6" side walls. Side and/or end entry.						
FACTORY-BUILT Dimensions include 4' deep porch with 5/4" treated deck, 6"x6" posts.												
painted		add for	add for pine	painted		add for	add for pine	painted		add for		
WxL	SmartSide	vinyl	cove or lap	WxL	SmartSide	vinyl	cove or lap	WxL	SmartSide	vinyl		
12x8	\$3,471	\$783	\$783	12x12	\$4,436	\$941	\$941	12x20	\$6,148	\$1,258		
12x10	\$4,009	\$863	\$863	12x16	\$5,293	\$1,100	\$1,100					
BUILT-ON-SITE												
primed		add for	add for pine	primed		add for	add for pine	primed		add for	add for pine	
WxL	SmartSide	vinyl	cove or lap	WxL	SmartSide	vinyl	cove or lap	WxL	SmartSide	vinyl	cove or lap	
12x8	\$3,471	\$783	\$783	14x10	\$4,349	\$888	\$888	16x12	\$5,398	\$1,008	\$1,008	
12x10	\$4,009	\$863	\$863	14x12	\$4,875	\$964	\$964	16x16	\$6,580	\$1,217	\$1,217	
12x12	\$4,436	\$941	\$941	14x14	\$5,418	\$1,026	\$1,026	16x20	\$7,768	\$1,427		
12x16	\$5,293	\$1,100	\$1,100	14x16	\$5,940	\$1,134	\$1,134					
12x20	\$6,148	\$1,258		14x20	\$6,481	\$1,350						

BETTER					MARCO   SIGNATURE					Inspire, p 44. 6'6" side walls.					SINGLE POINT	
FACTORY-BUILT Continuous ridge vent. Glass doors are available as an option.																
painted					add for					painted						
add for pine					add for pine					add for pine						
WxL	SmartSide	vinyl	cove or lap	RTO	WxL	SmartSide	vinyl	cove or lap		WxL	SmartSide	vinyl	cove or lap			
8x8	\$3,032	\$655	\$655	\$141	10x10	\$3,686	\$734	\$734								
BUILT-ON-SITE																
primed					add for					primed					add for	
add for pine					add for pine					add for pine					add for pine	
WxL	SmartSide	vinyl	cove or lap		WxL	SmartSide	vinyl	cove or lap		WxL	SmartSide	vinyl	cove or lap			
8x8	\$3,032	\$655	\$655		10x10	\$3,686	\$734	\$734		12x12	\$4,885	\$822	\$822			
Marco's sophisticated, 5-sided design fits neatly into any corner or creates a corner.																



BETTER		ONTARIO   SIGNATURE							Inspire, pp 34, 35.				
FACTORY-BUILT 5'4" side walls. End entry. 2' loft with 2"x4" joists. 2"x 10" top plate.													
painted WxL SmartSide		add for vinyl	add for pine cove or lap	RTO	painted WxL SmartSide		add for vinyl	add for pine cove or lap	painted WxL SmartSide		add for vinyl		
10x10	\$3,321	\$1,059	\$1,059	\$154	10x14	\$4,043	\$1,111	\$1,111	10x18	\$4,765	\$1,184		
10x12	\$3,675	\$1,090	\$1,090	\$171	10x16	\$4,397	\$1,158	\$1,158	10x20	\$5,172	\$1,208		
BUILT-ON-SITE 6'6" side walls. Side and/or end entry. 10' and 12' widths have a 2' loft with 2"x4" joists. 14', 16' and 20' widths have a 4' loft with 2"x8" joists. 2"x 10" top plate. 24' widths have 8' side walls and a full loft with 2"x12" joists and pull-down stairs.													
primed WxL SmartSide		add for vinyl	add for pine cove or lap		primed WxL SmartSide		add for vinyl	add for pine cove or lap	primed WxL SmartSide		add for vinyl		
10x10	\$3,321	\$1,059	\$1,059		12x20	\$6,491	\$1,197		20x28	\$16,383	\$4,749		
10x12	\$3,675	\$1,090	\$1,090		14x16	\$6,127	\$1,221	\$1,221	20x32	\$17,965	\$5,034		
10x14	\$4,043	\$1,111	\$1,111		14x20	\$7,125	\$1,305		20x36	\$19,593	\$5,327		
10x16	\$4,397	\$1,158	\$1,158		14x24	\$8,028	\$1,435		20x40	\$21,156	\$5,698		
10x18	\$4,765	\$1,184			14x28	\$8,958	\$1,527		24x24	\$21,593	\$5,324		
10x20	\$5,172	\$1,208			16x20	\$7,905	\$1,408		24x28	\$23,644	\$5,635		
12x12	\$4,349	\$1,151	\$1,151		16x24	\$8,914	\$1,467		24x32	\$25,902	\$5,975		
12x14	\$4,884	\$1,165	\$1,165		16x28	\$9,919	\$1,516		24x36	\$28,293	\$6,316		
12x16	\$5,420	\$1,177	\$1,177		16x32	\$10,941	\$1,583		24x40	\$30,789	\$6,751		
12x18	\$5,954	\$1,188			20x24	\$14,731	\$4,483						

BETTER		PAYSON   SIGNATURE							Inspire, p 42. 6'6" side walls. Side and/or end entry.					HIP PORCH
FACTORY-BUILT Dimensions include 4' deep porch with 5/4" treated deck and twin 6"x6" porch posts. Continuous ridge vent.														
painted		add for	add for pine	painted		add for	add for pine	painted		add for	add for pine			
WxL	SmartSide	vinyl	cove or lap	WxL	SmartSide	vinyl	cove or lap	WxL	SmartSide	vinyl	cove or lap			
8x12	\$3,626	\$784	\$784	10x16	\$4,974	\$1,018	\$1,018	12x16	\$6,001	\$1,070	\$1,070			
8x14	\$3,938	\$822	\$822	10x18	\$5,414	\$1,060	\$1,060	12x20	\$7,023	\$1,109	\$1,109			
8x16	\$4,312	\$875	\$875	10x20	\$5,785	\$1,098	\$1,098	12x24	\$8,047	\$1,148				
10x14	\$4,541	\$983	\$983	10x24	\$6,492	\$1,134								
BUILT-ON-SITE														
primed		add for	add for pine	primed		add for	add for pine	primed		add for				
WxL	SmartSide	vinyl	cove or lap	WxL	SmartSide	vinyl	cove or lap	WxL	SmartSide	vinyl				
8x12	\$3,626	\$784	\$784	10x24	\$6,492	\$1,134		14x32	\$11,199	\$1,466				
8x14	\$3,938	\$822	\$822	12x16	\$6,001	\$1,070	\$1,070	16x24	\$10,212	\$1,358				
8x16	\$4,312	\$875	\$875	12x20	\$7,023	\$1,109	\$1,109	16x28	\$11,471	\$1,474				
10x14	\$4,541	\$983	\$983	12x24	\$8,047	\$1,148		16x32	\$12,790	\$1,590				
10x16	\$4,974	\$1,018	\$1,018	14x20	\$8,125	\$1,159	\$1,159	16x36	\$14,079	\$1,704				
10x18	\$5,414	\$1,060	\$1,060	14x24	\$9,078	\$1,254		20x28	\$14,976	\$1,600				
10x20	\$5,785	\$1,098	\$1,098	14x28	\$10,173	\$1,363								

BETTER

SCIOTO | SIGNATURE

Inspire, p 39. Side and/or end entry.

BUILT-ON-SITE, 4' porch, 6'6" side walls. Dimensions include porch with 5/4" treated deck, 6"x6" posts. Continuous ridge vent, 4' loft with 2"x8" joists.

		primed	add for	add for pine			primed	add for	add for pine			primed	add for
WxL	SmartSide	vinyl	cove or lap	WxL	SmartSide	vinyl	cove or lap	WxL	SmartSide	vinyl	WxL	SmartSide	vinyl
16x12	\$5,789	\$1,249	\$1,249	18x16	\$7,914	\$1,396	\$1,396	20x24	\$11,494	\$1,566			
16x14	\$6,397	\$1,276	\$1,276	18x20	\$9,198	\$1,445		20x28	\$12,894	\$1,656			
16x16	\$7,030	\$1,315	\$1,315	18x24	\$10,433	\$1,493		20x32	\$14,234	\$1,667			
16x18	\$7,711	\$1,349		18x28	\$11,746	\$1,542							
16x20	\$8,265	\$1,383		20x20	\$10,126	\$1,504							

BUILT-ON-SITE, 7' porch, 8' side walls. Dimensions include porch with 5/4" treated deck, 6"x6" posts. Continuous ridge vent, 4' loft with 2"x8" joists.

		primed	add for	add for pine			primed	add for	add for pine			primed	add for	
WxL	SmartSide	vinyl	cove or lap	WxL	SmartSide	vinyl	WxL	SmartSide	vinyl	WxL	SmartSide	vinyl	WxL	SmartSide
21x16	\$8,720	\$1,727	\$1,727	21x28	\$13,009	\$1,845	23x28	\$13,915	\$2,221					
21x20	\$10,170	\$1,766		23x20	\$10,838	\$1,993	23x32	\$15,453	\$2,336					
21x24	\$11,504	\$1,824		23x24	\$12,475	\$2,108								

GAMBREL PORCH

Panelization and engineered woods make efficient use of our precious timber resources.

EARTH FRIENDLY PROCESSES

BETTER		SKYLINE   SIGNATURE				Inspire, pp 2, 29-31, 33, 54, 57.				8/12 GABLE					
FACTORY-BUILT 12' wide factory-built barns have a 7/12 roof pitch.															
painted		add for	add for pine		painted		add for	add for pine		painted		add for	add for pine		
WxL	SmartSide	vinyl	cove or lap	RTO	WxL	SmartSide	vinyl	cove or lap		WxL	SmartSide	vinyl	cove or lap		
8x8	\$2,707	\$768	\$768	\$126	10x12	\$3,890	\$1,000	\$1,000		12x12	\$4,662	\$1,060	\$1,060		
8x10	\$3,047	\$803	\$803	\$141	10x14	\$4,294	\$1,022	\$1,022		12x16	\$5,640	\$1,085	\$1,085		
8x12	\$3,346	\$823	\$823	\$155	10x16	\$4,691	\$1,034	\$1,034		12x20	\$6,605	\$1,115			
10x10	\$3,492	\$975	\$975	\$162	10x20	\$5,435	\$1,083								
BUILT-ON-SITE 24' wide Skylines have 8' side walls.															
primed		add for	add for pine		primed		add for	add for pine		primed		add for	add for pine		
WxL	SmartSide	vinyl	cove or lap		WxL	SmartSide	vinyl	cove or lap		WxL	SmartSide	vinyl	cove or lap		
8x8	\$2,707	\$768	\$768		12x16	\$5,640	\$1,085	\$1,085		16x32	\$11,885	\$1,469			
8x10	\$3,047	\$803	\$803		12x20	\$6,605	\$1,115			20x24	\$11,069	\$3,659			
8x12	\$3,346	\$823	\$823		14x16	\$6,493	\$1,130	\$1,130		20x28	\$12,752	\$4,279			
10x10	\$3,492	\$975	\$975		14x20	\$7,573	\$1,211			20x32	\$14,032	\$4,599			
10x12	\$3,890	\$1,000	\$1,000		14x24	\$8,578	\$1,341			20x36	\$15,319	\$4,930			
10x14	\$4,294	\$1,022	\$1,022		14x28	\$9,613	\$1,434			20x40	\$16,584	\$5,424			
10x16	\$4,691	\$1,034	\$1,034		16x20	\$8,449	\$1,318			24x24	\$14,661	\$5,310			
10x20	\$5,435	\$1,083			16x24	\$9,535	\$1,379			24x28	\$16,619	\$5,453			
12x12	\$4,662	\$1,060	\$1,060		16x28	\$10,715	\$1,419			24x32	\$18,258	\$5,655			

BETTER		SOMERSET   SIGNATURE							Inspire, pp 7, 36. 6'6" side walls. Side and/or end entry.				8/12 GABLE
FACTORY-BUILT Cathedral ceiling and 2 lofts: 22" deep in 12' long, 20" in 14' long, 32" in 16' long, 56" in 20' long.													
12' wide factory-built barns have a 7/12 roof pitch.													
painted		add for	add for pine	painted		add for	add for pine	painted		add for	add for pine		
WxL	SmartSide	vinyl	cove or lap	WxL	SmartSide	vinyl	cove or lap	WxL	SmartSide	vinyl	cove or lap		
8x12	\$4,160	\$1,111	\$1,111	10x16	\$5,505	\$1,322	\$1,322	12x16	\$6,453	\$1,372	\$1,372		
10x14	\$5,104	\$1,310	\$1,310	10x20	\$6,250	\$1,371		12x20	\$7,419	\$1,404			
BUILT-ON-SITE													
primed		add for	add for pine	primed		add for	add for pine	primed		add for	add for pine		
WxL	SmartSide	vinyl	cove or lap	WxL	SmartSide	vinyl	cove or lap	WxL	SmartSide	vinyl	cove or lap		
8x12	\$4,160	\$1,111	\$1,111	10x20	\$6,250	\$1,371		14x16	\$7,307	\$1,418	\$1,418		
10x14	\$5,104	\$1,310	\$1,310	12x16	\$6,453	\$1,372	\$1,372	14x20	\$8,385	\$1,499			
10x16	\$5,505	\$1,322	\$1,322	12x20	\$7,419	\$1,404		16x20	\$9,263	\$1,605			